ABR 75 YEARS
THE AMERICAN BOARD OF RADIOLOGY
SERVING · THE · PUBLIC · TRUST

ABR Maintenance of Certification
Professional Standing & Lifelong Learning

G. DONALD FREY
PROFESSOR OF RADIOLOGY
MEDICAL UNIVERSITY OF SOUTH CAROLINA
CHARLESTON, SC

Paradigm Shift

- Old
  - Training
  - Certification: Lifetime
  - CME
  - Reputation
- New
  - Training (Part of LLL)
  - Certification: Time-limited
  - MOC: Lifelong process
  - Objective assessments

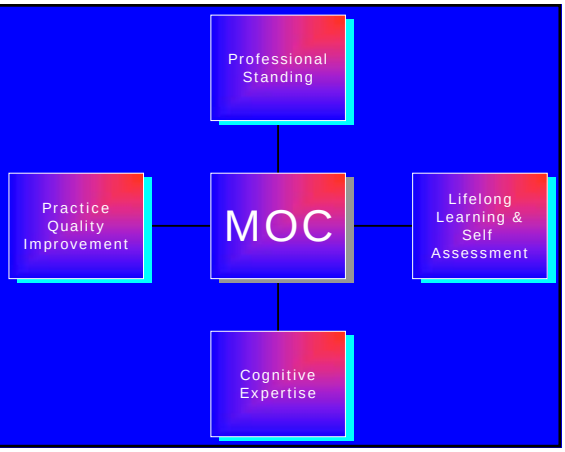

Status

- Time Limited Certificates started in 2002

Time Limited Certificates	731
Enrolled in MOC	94%
Have entered LLL or SAM's	12%
Are current with fees	76%

MOC Is Dynamic

- The MOC Requirements Change
- New Elements Come into Effect in the Later Years of Each Cycle

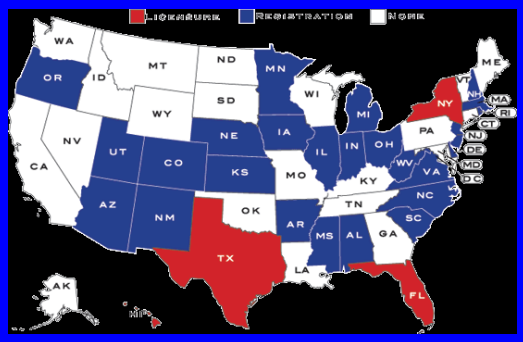

Attestation

- Attestation is a way for non-licensed Medical Physicists to have medical physicists and physicians familiar with them to attest to their professional standing
- Attestation process is linked to the six competencies

Six Competencies

- The six competencies were developed by the ABMS and the modified by the ABR
- The describe the skills necessary for competent practitioner.
- The are being incorporated into all residency programs

Six Competencies

- Patient Care
- Practice Knowledge
- Interpersonal & Communication Skills
- Professionalism
- Practice Based Learning & Improvement
- Systems-based Practice

ABR Personal Data Base



Step 1

- Select Attestors
  - Certified Physicist
    - ABR, ABMP, CCMP
  - Physician
    - ABR – Radiation Oncology or Diagnostic Radiology

Physics Attestors

- Do not need to be in the same sub-field
  - Can be RO, DX or NM
- Do not need to be in same institution
- Must be able to be able to describe if the attested meets most of the 6 competencies

Physician Attestors

- Must be able to be able to describe if the attested meets most of the 6 competencies

Unusual Circumstances

- The ABR can provide help in difficult or unusual circumstances

Step 2

- Enter you description of how you meet each of the six competencies

1. **Proficiency in Patient Care**

Description :

- Gather essential and accurate information about the patient using the following tools:
  - Imaging and therapeutic tools and equipment
  - Physical measurements
  - Computational techniques
- Analyze patient and equipment performance data and make informed decisions:
  - Demonstrating effective and appropriate problem-solving skills
  - Understanding the limits of one's knowledge and expertise
  - Using radiation devices and ancillary equipment in an appropriate and safe manner
- Contribute effectively to patient care management plans
- Perform in a competent manner all radiological physics procedures considered essential for the scope of practice
- Counsel patients and families by providing information necessary to understand diagnostic imaging, treatment plans, and procedural safety.
- Use information technology to optimize patient care.

528 characters remaining

1. **Proficiency in Patient Care**

Description:

- Gather essential and accurate information about the patient using the following tools:
  - o Imaging and therapeutic tools and equipment
  - o Physical measurements
  - o Computational techniques
- Analyze patient and equipment performance data and make informed decisions:
  - o Demonstrating effective and appropriate problem-solving skills
  - o Understanding the limits of one's knowledge and expertise
  - o Using radiation devices and ancillary equipment in an appropriate and safe manner
- Contribute effectively to patient care management plans
- Perform in a competent manner all radiological physics procedures considered essential for the scope of practice
- Counsel patients and families by providing information necessary to understand diagnostic imaging, treatment plans, and procedural safety.
- Use information technology to optimize patient care.

Uses imaging equipment for surveys and physical measurements for patient dosimety. Measures radiation exposures and calculates doses and other patient related quantities. Does appropriate surveys on equipment. Can advise radiologists and medical physicists about the performance status of equipment. Uses equipment safely. Is able to perform radiologic physics procedures. Is able to counsel patients and staff about radiation effects. Is able to use computers effectively.

Repeat for the remaining competencies

Step 3

- Attestors are sent an e-mail and go to ABR website
- They fill out a simple check form to attest to the physicists competence.

Lifelong Learning & Self Assessment

- 25 hours of MPCEC or Category I
- 2 SAMS

Lifelong Learning

- Changed the requirement in 2007
  - o From 500 [50 per year] Hours (Cat I & Cat II)
  - o To 250 [25 per year] Hours (Cat I)
- 15 hours per year can come from SDEP's
  - o Self Directed Educational Project

Self Assessment Modules

- 20 [2 per year]
- AAPM offers SAMS at the Annual Meeting
- Soon the will be online
- Other organizations offer SAM's for medical physicists

Radiologic Physics

Radiologic Physics SAMs

The SAMs listed below are currently available through websites. The individual SAM hyperlinks have been provided by the SAM sponsoring organization. If you have questions or concerns locating a specific offering, please contact the appropriate sponsoring organization. Other SAMs are available through meetings and conferences. Please check with organizations such as AAPM, ACMP, and RSNA prior to annual meetings for availability.

Note: Radiologic Physicists must take at least 20% of their SAM credits (4 SAMs over a 10 year MOC cycle) in SAMs pertaining to each of their certification areas (Diagnostic Physics, Therapeutic Physics, and/or Nuclear Medicine Physics). Physics General Content SAMs may be used to satisfy this requirement if the topic is relevant to the area of certification.

Category	Title of SAM	Society	Venue
Physics General Content			
	Radiation Dosimetry and Dose Risk(Check for Availability)	RSNA	Online
	Mammography: Dosimetry & Digital Technology	RSNA	Online
	CT Imaging Quality & Peds Clinical Consideration	RSNA	Online
	Radiation Protection and Dosimetry in PET and PET/CT	SNM	Online
	Partial Volume Effect in PET Tumor Imaging	SNM	Online
	Basic Science of PET and PET/CT	SNM	Online
	Basic Science Physics & Instrumentation: Recent Advances in SPECT Imaging	SNM	Online
	To access SNM SAMs, click on "Enrollment and Pricing", then select "Physicians"		

MOC

- MOC is intended to be a continuous process thus there are limits to the amount of Life-long learning and SAM credits that are acceptable each year
  - Life-long Learning 50
  - SAMS 4

Temporary Catch-up Provision

This provision to the MOC Participation policy allows diplomates with a certificate expiring from 2009-2015 to complete triple the normal yearly MOC requirements during a calendar year starting in year seven (7) of the MOC cycle and extending into the three year grace period, if necessary.

Temporary Catch-up Provision

Details of provision:
Is available to all Diagnostic Radiology, Radiation Oncology and Radiologic Physics diplomates with a certificate expiring from 2009 - 2015.
Reporting triple the normal requirements is not available until year 7 of MOC cycle and extends through the end of the 3 year grace period, if needed.
This provision to the MOC Participation Policy will expire on December 31, 2018

Getting Behind

2008	2009	2010	2011	2012	2013	2014	2015	2016	2017	
0	50	20	30	25	10	50	25	20	30	260

0	0	0	0	0	0	50	50	50	50	200

There is a point where it is impossible not to have a lapse in your certification. Enters "Non-recoverable" status

Year Entered MOC

you will have some period of lapse if you have not done any MOC or SAM's by

2002	2003	2004	2005	2006	2007	2008	
2010	2011	2012	2012	2012	2013	2014	LLL
2011	2011	2012	2013	2012	2013	2014	SAM
2009	2010	2011	2012				X3

Dr. G. Donald Frey (ABR ID P0516) Logout

Welcome back Dr. G. Donald Frey !

You last signed in on Jun 26 2008 5:55AM

MOC Enrollment: You are currently enrolled in: MOC in Medical Nuclear Physics and MOC in Diagnostic Radiologic Physics .

Licenses: You do not have any state license on file with The ABR.

Payments: Your current balance due is $0.00.

MOC Status: Your MOC Cycle in Medical Nuclear Physics & MOC in Diagnostic Radiologic Physics will complete in 2015.

Part 1: Professional Standing	Attestation is due in year 6 of your MOC cycle.
Part 2: Lifelong Learning & Self Assessment	155 Category 1 Credits 15 SDEP Credits 4 SAMs
Part 3: Cognitive Expertise	Exams to be available starting in 2010.
Part 4: Practice Quality Improvement	

Official CME/SAM Attestation (Required)

Record your official Category 1, SDEP, & SAM count here.

Year Credited (YYYY)	Category 1 Credits	SDEP Credits (1 Project=15 Credits)	SAM Credits	
2008	20	0	0	Edit
2007	50	0	4	Edit
2006	35 **	15	0	Edit
2005	50	0	0	Edit
2004	0	0	0	Edit

*All CME credits (Category 1 & SDEP) before Dec 09, 2004 and SAM credits before Dec 09, 2004 cannot be applied to your MOC Cycle. Please ensure your total credits attested for those years does not include credits earned prior to those dates. ** CME Gateway reports you have at least 70.5 Category 1 credits for 2006.

You may claim a **maximum of 50 Category 1** credits per year.

CME/SAM personal tools (Optional)

This area is for your personal records and is not reported to The ABR.

ASTRO *Authenticated Credits*

Coming Soon!

We're working hand in hand with ASTRO to allow you to pull your data directly over into your Personal Database (PDB) for display. Check back soon for updates.

CME Gateway *Authenticated Credits*

Year Credited	Organization	Category 1 Credits	SAM Credits
2007	CAMPEP	94	
2007	RSNA	15	2
2006	CAMPEP	47.25	
2006	RSNA	23.25	
2005	RSNA	16.75	

Credits I've Accumulated *Self-Entered (Not Authenticated)*

2008
2007
2006
2005
2004
Previous Years

CMEgateway.org

Member Login

Quick Start

What is the CME Gateway?

The CME Gateway Is Not

Functional Description

Join Now!

CMEgateway.org

Member Login

Member Options

New to the CMEgateway

Profile

Reports

Certificates

Organizations

Society Page

SAMs

Contact

CMEgateway.org

Member Login

ORGANIZATION | USERNAME | PASSWORD | REGISTERED

American Board of Radiology

REGISTER

Commission on Accreditation of Medical Physics Education Programs, Inc.

OPT OUT

SHARE YOUR CREDITS WITH THE FOLLOWING ORGANIZATIONS

The following organizations would like for you to share your credits with them. You can allow this by entering your username and password for their organization in the same way that you would register with the organizations above.

ORGANIZATION | USERNAME | PASSWORD | REGISTERED

American Board of Radiology

OPT OUT

REGISTER

ABR 75 YEARS
THE AMERICAN BOARD OF RADIOLOGY
SERVING · THE · PUBLIC · TRUST